

new@forster

forster unico xs flächenbündige Tür
 forster unico xs porte affleurante
 forster unico xs flush door



Vorteile forster unico xs Türen

- Flexible und ästhetische Gestaltung der Gebäudehülle mit schmalsten Ansichtsbreiten für viel Licht und erhöhtes Wohlbefinden im Raum
- Viel Gestaltungsfreiheit durch verfügbare Design-Glshalteleisten die flächenbündig und auch flächenversetzt eingesetzt werden können
- Neue Schlösser für forster unico xs System

Avantages Portes forster unico xs

- Conception flexible et esthétique de l'enveloppe du bâtiment avec des largeurs face vue très étroites pour beaucoup de lumière et plus de bien-être à l'intérieur
- Grande liberté de conception grâce aux parcloles design disponibles en exécution affleurée ou décalée
- Nouvelles serrures pour le système forster unico xs

Benefits forster unico xs doors

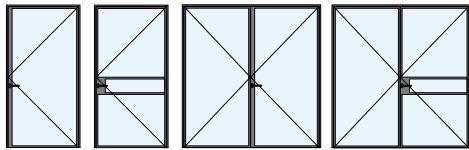
- Flexible and aesthetic design of the building shell with extremely narrow face widths for plenty of light and an increased sense of well-being in the space
- Plenty of freedom of design thanks to the available design glazing beads that can be installed flush or offset
- New locks for the forster unico xs system

Das System auf einen Blick

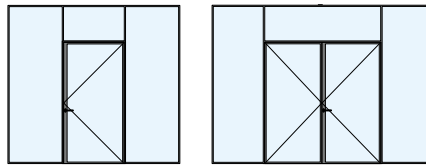
Le système en un coup d'oeil

The system at a glance

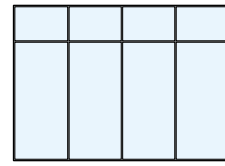
Bauarten



Bauarten



Construction variations



- Tür: flächenbündig
- Festverglasung

Abmessungen

- 1-flügelig lichter Durchgang ohne Sprosse
20 mm Profilbreite max. 1200 x 2400 mm (B x H)
30 mm Profilbreite max. 1300 x 2750 mm (B x H)
50 mm Profilbreite max. 1400 x 3000 mm (B x H)
- 1-flügelig lichter Durchgang mit Sprosse
20/30/50 mm Profilbreite max. 1200 x 2400 mm (B x H)
- 2-flügelig lichter Durchgang ohne Sprosse
20 mm Profilbreite max. 2400 x 2400 mm (B x H)
30 mm Profilbreite max. 2600 x 2750 mm (B x H)
50 mm Profilbreite max. 2800 x 3000 mm (B x H)
- 2-flügelig lichter Durchgang mit Sprosse
20/30/50 mm Profilbreite max. 2400 x 2800 mm (B x H)

Merkmale

- Schmalste Ansichten
- Grosse Glasflächen
- Geeignet für Neu- und Sanierungsbauten

Ausgangsmaterial

- 100 % Stahl, 100% recycelbar
- Ökologisch und nachhaltig

- Porte: affleurant
- Vitrages fixes

Dimensions

- 1 vantail: passage libre sans traverse
20 mm largeur du profilé max. 1200 x 2400 mm (l x h)
30 mm largeur du profilé max. 1300 x 2750 mm (l x h)
50 mm largeur du profilé max. 1400 x 3000 mm (l x h)
- 1 vantail: passage libre avec traverse
20/30/50 mm largeur du profilé max. 1200 x 2400 mm (l x h)
- 2 vantaux: passage libre sans traverse
20 mm largeur du profilé max. 2400 x 2400 mm (l x h)
30 mm largeur du profilé max. 2600 x 2750 mm (l x h)
50 mm largeur du profilé max. 2800 x 3000 mm (l x h)
- 2 vantaux: passage libre avec traverse
20/30/50 mm largeur du profilé max. 2400 x 2800 mm (l x h)

Caractéristiques

- Faces vues les plus étroites
- Grandes surfaces vitrées
- Convient aux bâtiments neufs et rénovés

Matériel de base

- 100 % acier, 100 % recyclable
- Ecologique et résistant

- Door: flush
- Fixed glazing

Dimensions

- 1 leaf: inside width without transom
20 mm width of the profile max. 1200 x 2400 mm (w x h)
30 mm width of the profile max. 1300 x 2750 mm (w x h)
50 mm width of the profile max. 1400 x 3000 mm (w x h)
- 1 leaf: inside width with transom
20/30/50 mm width of the profile max. 1200 x 2400 mm (w x h)
- 2 leaves: inside width without transom
20 mm width of the profile max. 2400 x 2400 mm (w x h)
30 mm width of the profile max. 2600 x 2750 mm (w x h)
50 mm width of the profile max. 2800 x 3000 mm (w x h)
- 2 leaves: inside width with transom
20/30/50 mm width of the profile max. 2400 x 2800 mm (w x h)

Features

- Slim sightlines
- Large glass surfaces
- Suitable for new and refurbished buildings

Basic material

- 100 % steel, 100% recyclable
- Ecological and sustainable

Das System auf einen Blick**Profilmasse**

- Bautiefe 70 mm
- Wandstärke 1.5 mm
- Glasfalz 15 mm
- Profilansichtsbreite ab 23 mm

Schloss und Beschlag

- Schmale systemabgestimmte Beschläge verfügbar
- Formschöne Edelstahl und Aluminiumgriffgarnituren, schlanke An-schraub- und Anschweissbänder

Verarbeitung

- Äusserst wirtschaftliche Fertigung ohne Sondereinrichtung

Le système en un coup d'oeil**Dimensions du profil**

- Profondeur des profilés 70 mm
- Epaisseur de la paroi 1,5 mm
- Prise en feuillure 15 mm
- Largeur de la face du profil de 23 mm

Serrure et accessoires

- Ferrements fins, adaptés au système disponibles
- Élégantes poignées en acier inoxydable et en aluminium, paumelles à visser et à souder fines

Mise en oeuvre

- Mise en oeuvre extrêmement économique, sans équipement spécial

The system at a glance**Profile dimensions**

- construction depth 70 mm
- wall thickness 1.5 mm
- Glass rebate 15 mm
- Profile face width from 23 mm

Lock and fittings

- Narrow system-coordinated fittings available
- Elegant stainless steel and aluminium handle sets, slim screw-on and weld-on hinges

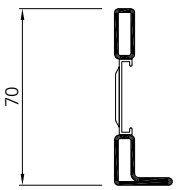
Processing

- Extremely economical production without special equipment

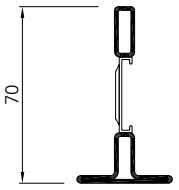
Systemübersicht
Profile

Tableau du système
Profilés

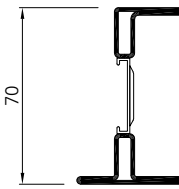
Synopsis of system
Profiles



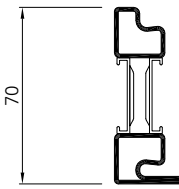
521.701
521.701 ZM



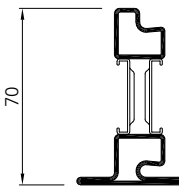
521.702
521.702 ZM



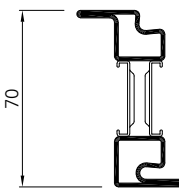
521.705
521.705 ZM



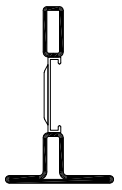
533.721
533.721 ZM



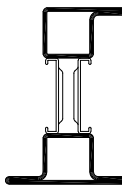
524.722 ZM



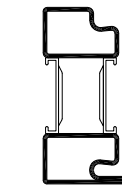
524.723 ZM



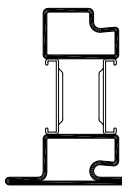
520.702
520.702 ZM



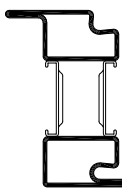
521.725 ZM



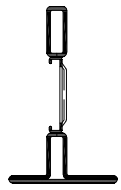
533.731
533.731 ZM



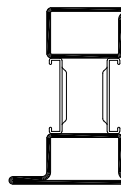
524.732 ZM



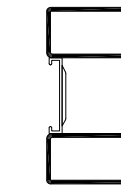
524.733 ZM



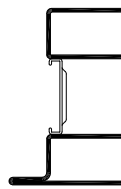
523.702
523.702 ZM



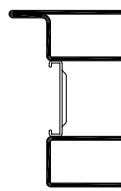
521.735 ZM



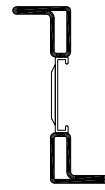
533.751
533.751 ZM



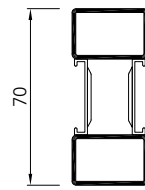
524.752 ZM



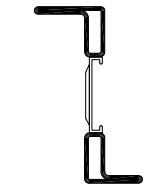
524.753 ZM



521.703
521.703 ZM



531.730
531.730 ZM

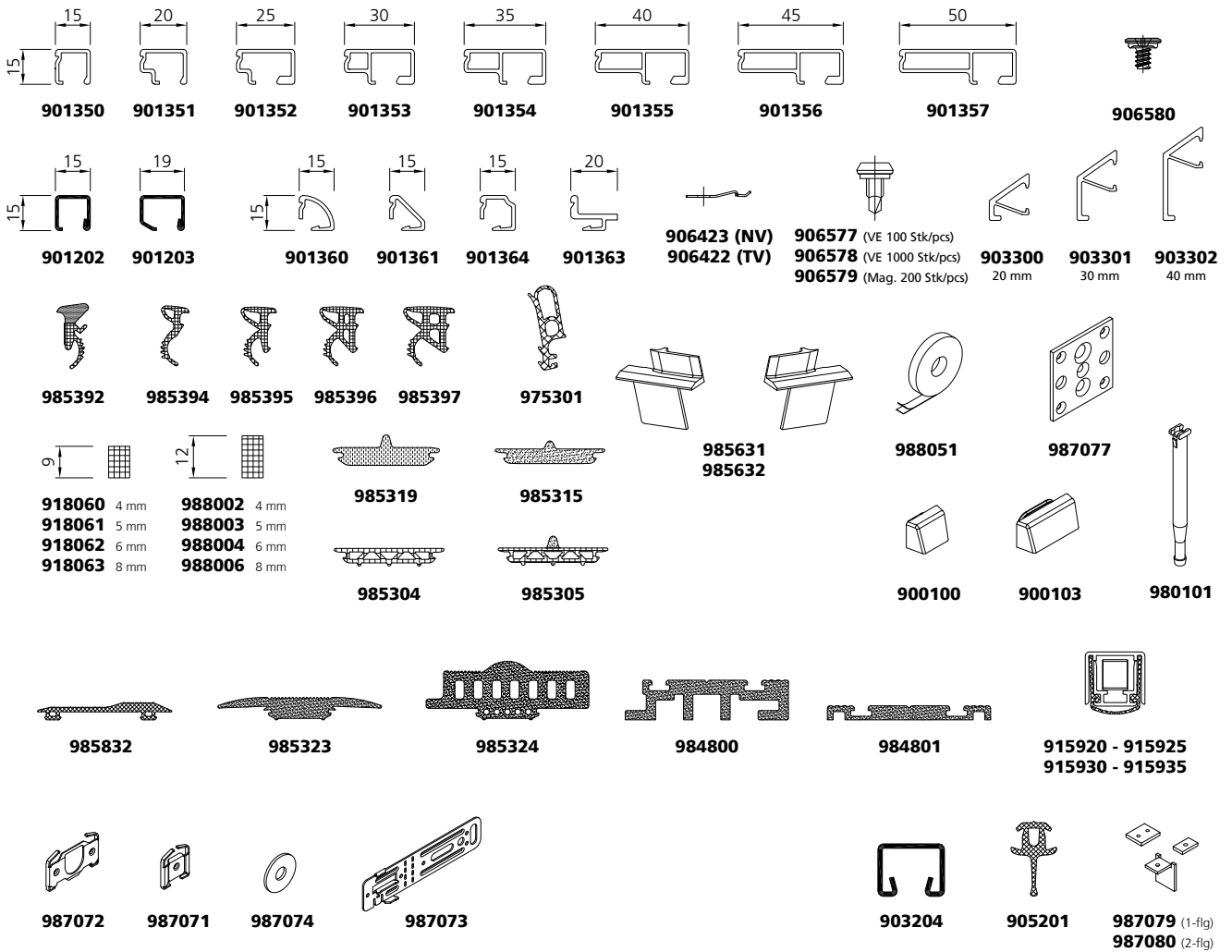


522.703
522.703 ZM

Systemübersicht
Glashalteleisten / Zubehör

Tableau du système
Parclozes / accessoires

Synopsis of system
Glazing beads / accessories



Systemübersicht
Beschlüge

Tableau du système
Quincaillerie

Synopsis of system
Fittings



917682
(12 mm)



907678
(12 mm)



907662
(15 mm)



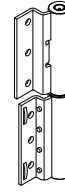
907667
(15 mm)



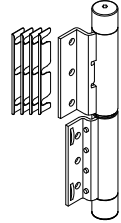
907663
(17 mm)



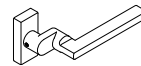
907669
(17 mm)



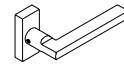
987612 - 987613
987623 - 987624
(12 mm)



987680
987681
(13.5 mm)



917306 (CrNi)
917308 (Alu)



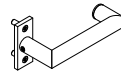
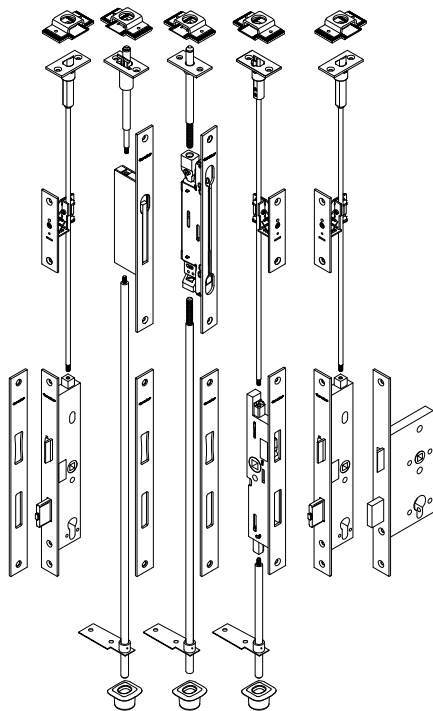
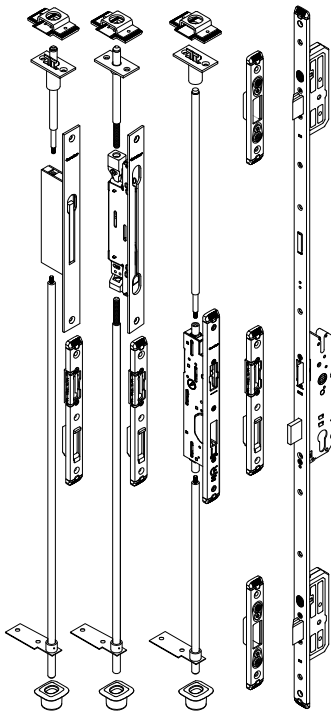
917307 (CrNi)
917309 (Alu)



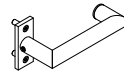
917311 (CrNi)
917312 (Alu)



917317 (CrNi)
917318 (Alu)



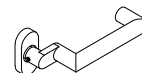
917313



917314



907350



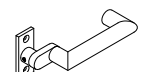
907351



907356



907327



907326



907329



907352



907336



907335



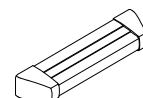
907353



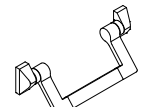
907337



907338



907300 - 907304
907360 - 907364



907343
907345

Zusätzliche Informationen**Informations complémentaires****Additional information****Download**

Folgende Dokumente stehen in unserem Downloadbereich zur Verfügung.

- Verarbeitungsdokumentation forster unico xs Tür

Téléchargement

Les documents suivants sont disponibles dans notre zone de téléchargement.

- Documentation de mise en œuvre porte forster unico xs

Download

The following documents are available for download in our download area.

- Processing documents door forster unico xs